

美国及南美大豆/大豆产品供需平衡表
U.S. & South America Soybean/Products Balance

	United States			Argentina			Brazil		
	Actual	Estimate	Proj.	Actual	Estimate	Proj.	Actual	Estimate	Proj.
	2005/06	2006/07	2007/08	2005/06	2006/07	2007/08	2005/06	2006/07	2007/08
Soybeans	<i>thousand tonnes</i>								
Carryin	6,960	12,229	15,589	174	334	2,264	1,638	2,252	2,578
Production	83,368	86,770	70,605	40,500	47,200	47,000	57,000	59,000	62,000
Imports	92	246	163	1,013	2,100	2,200	40	60	100
Crush	47,324	49,160	49,805	32,748	35,600	38,750	28,756	30,500	29,400
Exports	25,579	30,428	27,080	7,130	10,250	10,500	24,770	25,300	30,400
Other	5,288	4,068	4,447	1,475	1,520	1,620	2,900	2,934	2,950
Usage	78,191	83,656	81,332	41,353	47,370	50,870	56,426	58,734	62,750
Carryout	12,229	15,589	5,025	334	2,264	594	2,252	2,578	1,928
Soymeal	<i>thousand tonnes</i>								
Carryin	156	285	318	1,686	1,996	1,696	640	794	766
Production	37,416	39,033	39,448	25,582	27,718	30,425	22,300	23,637	22,755
Domestic use	30,114	31,171	32,024	574	618	645	10,073	11,000	11,220
Net Exports	7,173	7,829	7,470	24,698	27,400	29,764	12,073	12,665	11,620
Usage	37,287	39,000	39,494	25,272	28,018	30,409	22,146	23,665	22,840
Carryout	285	318	272	1,996	1,696	1,712	794	766	681
Soybean oil	<i>thousand tonnes</i>								
Carryin	771	1,366	1,317	385	487	520	248	300	286
Production	9,248	9,292	9,421	6,169	6,810	7,400	5,521	5,850	5,641
Domestic use	8,146	8,502	9,026	402	600	985	3,172	3,455	3,540
Net exports	507	839	731	5,665	6,177	6,435	2,297	2,409	2,167
Usage	8,653	9,341	9,757	6,067	6,777	7,420	5,469	5,864	5,707
Carryout	1,366	1,317	981	487	520	500	300	286	220

美国农业部出口销售统计表（千公吨）—2008年第四周
USDA Export Sales (tmt) - Week of 24 January 2008

Country	Commodity	New Sales	Accum. Exports	Country	Commodity	New Sales	Accum. Exports
Barbados	Soybeans	2.5	9.6	Nicaragua	Soymeal	2.4	20
Belgium	Soybeans	1.3	47.1	Philippines	Soymeal	82.8	254.3
China	Soybeans	149	7185.3	Saudi Arabia	Soymeal	24	103
Costa Rica	Soybeans	17	114	Thailand	Soymeal	1	4
Egypt	Soybeans	4.7	375.8	Vietnam	Soymeal	4	26.1
Germany	Soybeans	47.1	47.1	Algeria	Soymeal	6	36.8
Indonesia	Soybeans	32	460	Canada	Soyoil	2.4	10.7
Japan	Soybeans	8	1183.8	China	Soyoil	30	62
Mexico	Soybeans	68.6	1399.5	Colombia	Soyoil	4	15
Peru	Soybeans	28.7	12.9	Dom. Rep.	Soyoil	0.8	3.3
Spain	Soybeans	66.1	279.1	Malaysia	Soyoil	4	3
Taiwan	Soybeans	30.7	742.8	Mexico	Soyoil	5.7	59.4
Algeria	Soymeal	5	9.9	Morocco	Soyoil	10	16.3
Canada	Soymeal	18.4	443.5	Tunisia	Soyoil	11	15.8
Colombia	Soymeal	10.2	110.6				
FW IND	Soymeal	3.2	8.5				
Honduras	Soymeal	5.7	46.3				
Indonesia	Soymeal	6	40.9				
Ireland	Soymeal	25	1.8				
Japan	Soymeal	19.6	90.4				
Mexico	Soymeal	44.1	363.8				

Export Sales Totals (tmt)			
Commodity	Outstanding Sales	Accum. Exports	New Sales
Soybeans	7,840.7	15,223.1	488.0
Soymeal	1,793.8	2,377.9	325.8
Soyoil	297.6	305.5	97.7

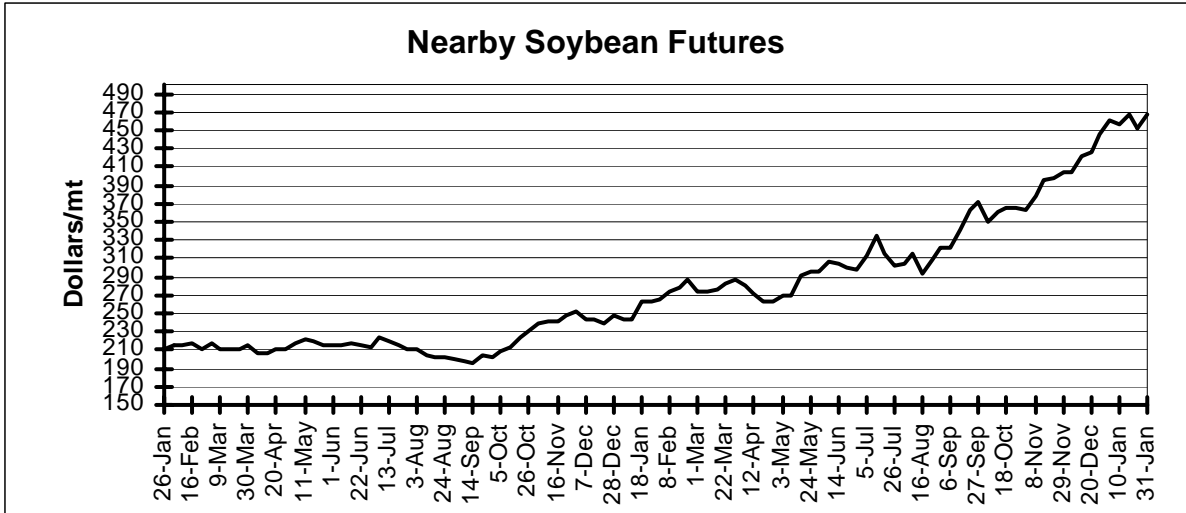
美国当地 2007 年 1 月 31 日大豆、豆粕和毛豆油的现货及期货价格

商品	地点	三月份	五月份	七月份
大豆 (美元/吨)	伊利诺斯州中部/芝加哥	468.29	474.91	480.42
	墨西哥湾离岸价 (基价)	488.50	492.54	496.59
	墨西哥湾到岸价 (相对芝加哥基价)	483.36	488.14	492.91
芝加哥期货交易所 大豆加工利润差	美元/吨	24.88	24.74	23.67
		三月份	五月份	七月份
4 8 % 高蛋白豆粕 (美元/吨)	伊利诺斯州中部/芝加哥	376.44	381.73	385.25
	墨西哥湾离岸价 (基价)	381.95	387.24	390.77
	西岸价 (基价)	399.58	407.08	415.02
4 4 % 蛋白豆粕 (美元/吨)	伊利诺斯州中部/芝加哥	376.44	381.73	385.25
	墨西哥湾离岸价 (基价)	370.92	376.21	379.74
	西岸价 (基价)	388.56	396.06	403.99
毛豆油 (美元/吨)	伊利诺斯州中部/芝加哥	1184.31	1198.42	1208.56
	墨西哥湾离岸价 (基价)	1222.89	1237.00	1247.14
		大豆	豆粕	毛豆油
一年前的价格	芝加哥, 美元/吨	265.01	229.17	652.12

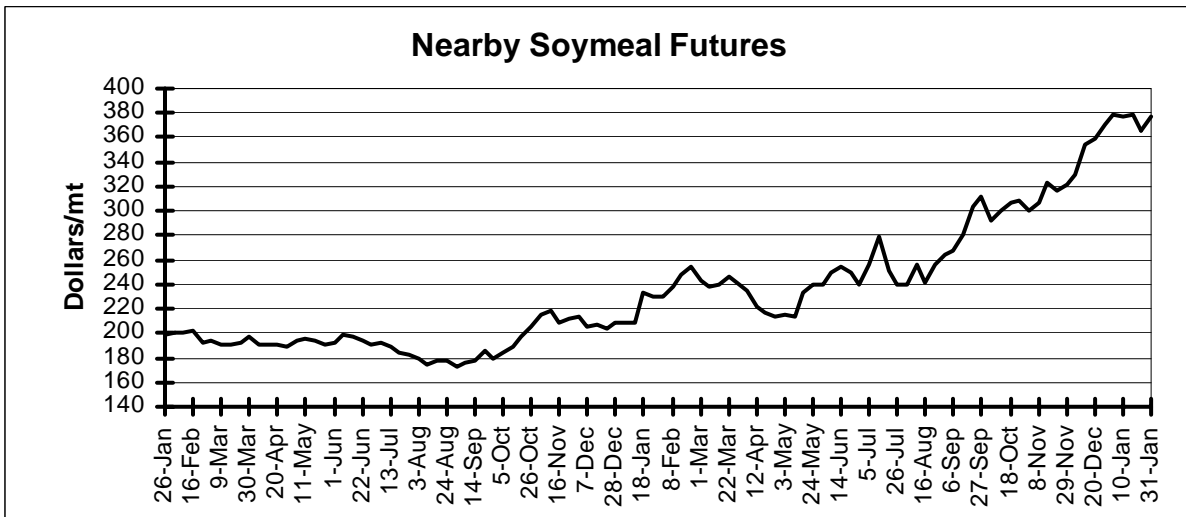
过去五周的周平均价格 (美元/公吨)
Weekly Statistics, Past Five Weeks (\$/mt)

	27-Dec	3-Jan	10-Jan	17-Jan	24-Jan
Nearby Soybean Futures (CBT)	445.51	465.72	463.06	467.01	452.13
Basis Central Illinois	434.31	451.94	450.20	452.31	439.27
Basis Gulf	463.52	476.74	475.92	470.68	472.34
Nearby Soybean Meal Futures (CBT)	370.26	386.47	383.82	379.52	366.18
Basis Decatur	369.16	372.14	367.29	355.27	341.93
Basis Gulf	386.80	401.90	399.25	386.14	371.70
Basis West Coast	398.92	417.33	411.38	399.36	389.33
Nearby Soybean Oil Futures (CBT)	1074.52	1128.31	1130.30	1166.45	1139.34
Basis Decatur	1008.38	1051.15	1064.16	1094.36	1062.18
Basis Gulf	1096.57	1150.36	1152.34	1199.52	1177.92
BIFFEX Ocean Freight Rates					
US Gulf/Cont., grains basis	66.30	66.07	63.31	58.39	49.44
US Gulf/Japan, grains basis	99.85	99.89	98.19	90.33	80.26
PNW/Japan, grains basis	54.41	49.61	50.75	43.51	39.78
PNW/Japan Spread	45.43	50.28	47.43	46.82	40.48
US Corn, CBOT Nearby Futures	179.03	183.45	187.00	197.63	192.61
US Sorghum, Gulf Cash Price	180.89	207.01	210.54	215.39	211.31
Canadian Canola, Nearby Winnipeg	514.15	524.22	531.86	564.09	561.12
Brazil Soybeans, FOB Paranagua	NA	NA	NA	NA	NA
Brazil Soymeal, FOB Paranagua	NA	NA	NA	NA	NA
Brazil Soyoil, FOB Paranagua	NA	NA	NA	NA	NA

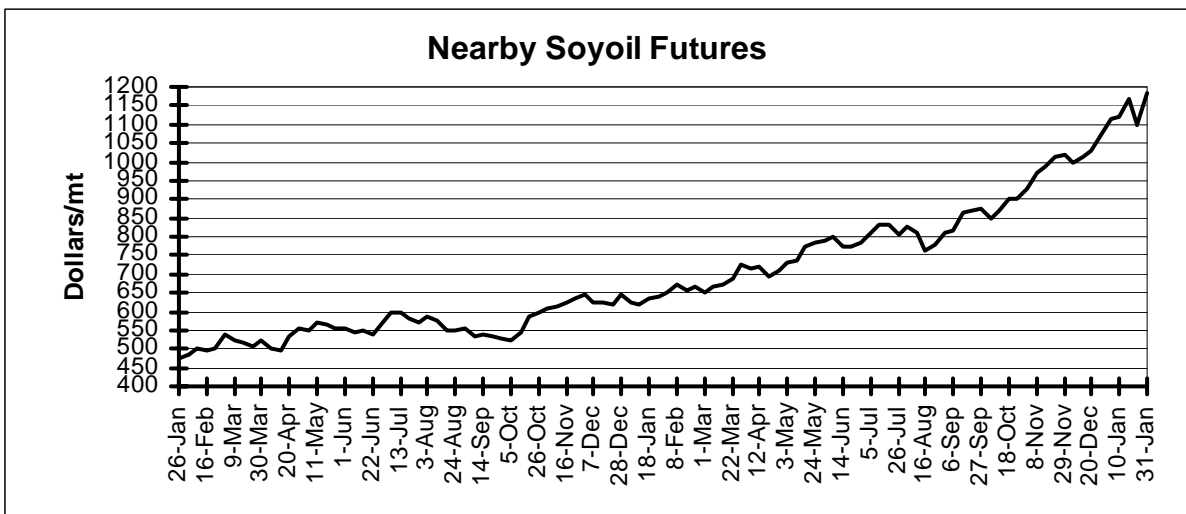
大豆近月期货价格图



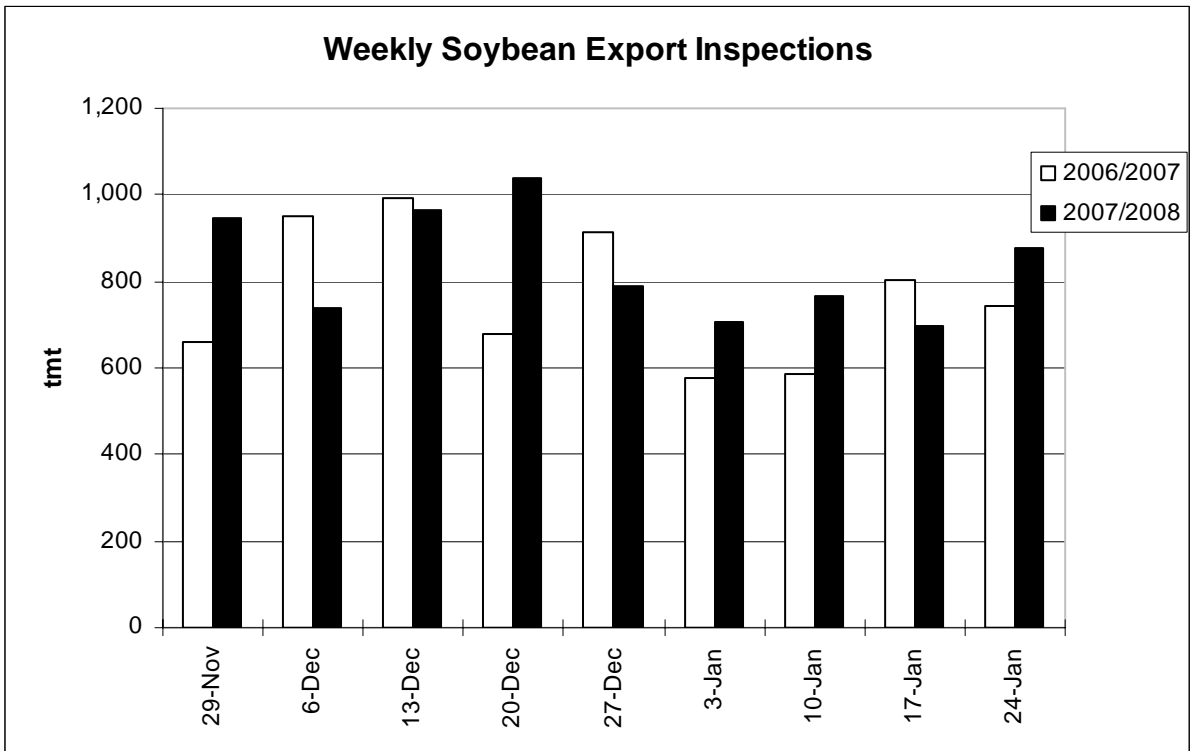
豆粕近月期货价格图



豆油近月期货价格图



每周大豆出口检验数量统计图



特定航线谷物海洋运费价格图

