

美国当地 2009 年 7 月 16 日大豆、豆粕和毛豆油的现货及期货价格

商品	地点	八月份	九月份	十一月份
大豆 (美元/吨)	伊利诺斯州中部/芝加哥	358.61	336.57	327.02
	墨西哥湾离岸价 (基价)	395.36	365.96	378.46
	墨西哥湾到岸价 (相对芝加哥基价)	393.52	362.29	374.78
芝加哥期货交易所 大豆加工利润差	美元/吨	27.78	33.09	31.61
		八月份	九月份	十月份
4 8 % 高蛋白豆粕 (美元/吨)	伊利诺斯州中部/芝加哥	340.61	316.91	300.93
	墨西哥湾离岸价 (基价)	379.19	366.51	378.09
	西岸价 (基价)	427.69	408.40	411.16
4 4 % 蛋白豆粕 (美元/吨)	伊利诺斯州中部/芝加哥	340.61	316.91	300.93
	墨西哥湾离岸价 (基价)	368.17	355.49	367.07
	西岸价 (基价)	412.26	397.38	400.13
毛豆油 (美元/吨)	伊利诺斯州中部/芝加哥	745.15	748.68	752.43
	墨西哥湾离岸价 (基价)	734.13	737.66	741.41
		大豆	豆粕	毛豆油
一年前的价格	芝加哥, 美元/吨	567.87	462.41	1413.59

美国及南美大豆/产品平衡表

U.S. & South America Soybean/Products Balance

	United States			Argentina			Brazil		
	Actual	Estimate	Proj.	Actual	Estimate	Proj.	Actual	Estimate	Proj.
	2007/08	2008/09	2009/10	2007/08	2008/09	2009/10	2007/08	2008/09	2009/10
Soybeans	<i>thousand tonnes</i>								
<i>Carryin</i>	15,617	5,580	3,531	1,876	4,460	325	3,110	4,818	2,210
<i>Production</i>	72,859	80,536	86,954	46,200	34,000	51,000	61,000	57,000	60,000
<i>Imports</i>	269	327	327	2,650	250	0	88	50	150
<i>Crush</i>	49,024	44,634	45,586	32,570	31,250	37,000	31,890	31,550	32,220
<i>Exports</i>	31,598	33,743	34,292	12,124	5,750	10,835	24,515	25,100	24,950
<i>Other</i>	2,543	4,535	4,672	1,572	1,385	1,650	2,975	3,008	3,075
<i>Usage</i>	83,165	82,912	84,550	46,266	38,385	49,485	59,380	59,658	60,245
<i>Carryout</i>	5,580	3,531	6,262	4,460	325	1,840	4,818	2,210	2,115
Soymeal	<i>thousand tonnes</i>								
<i>Carryin</i>	314	267	542	1,144	1,193	908	1,563	1,694	1,584
<i>Production</i>	38,322	35,528	36,137	25,480	24,438	28,934	24,880	24,490	24,970
<i>Domestic use</i>	30,078	27,578	27,941	634	650	684	12,250	12,525	12,875
<i>Net Exports</i>	8,291	7,675	8,196	24,797	24,073	27,858	12,499	12,075	11,790
<i>Usage</i>	38,369	35,253	36,137	25,431	24,723	28,542	24,749	24,600	24,665
<i>Carryout</i>	267	542	542	1,193	908	1,300	1,694	1,584	1,889
Soybean oil	<i>thousand tonnes</i>								
<i>Carryin</i>	1,399	1,126	1,226	310	363	400	341	505	375
<i>Production</i>	9,329	8,457	8,639	6,189	5,975	7,074	6,160	6,050	6,180
<i>Domestic use</i>	8,313	7,484	7,575	1,026	1,083	1,140	3,925	3,990	4,035
<i>Net exports</i>	1,289	873	1,209	5,110	4,855	5,950	2,071	2,190	2,130
<i>Usage</i>	9,602	8,357	8,784	6,136	5,938	7,090	5,996	6,180	6,165
<i>Carryout</i>	1,126	1,226	1,081	363	400	384	505	375	390

美国农业部出口销售统计表(千公吨)——2009年七月第二周
USDA Export Sales (tmt) - Week of 09 July 2009

<i>Country</i>	<i>Commodity</i>	<i>New Sales</i>	<i>Accum . Exports</i>
Canada	Soybeans	1.9	279.9 17935.
China	Soybeans	111.2	9
Ireland	Soybeans	6	5
Japan	Soybeans	41.4	2064.5
Korea, Rep.	Soybeans	9	341.5
Malaysia	Soybeans	1	79.7
Mexico	Soybeans	13.2	2756.8
Turkey	Soybeans	3.2	644.4
Vietnam	Soybeans	2.2	80.4
Canada	Soymeal	4.4	803.4
Costa Rica	Soymeal	3.7	24.3
Guatemala	Soymeal	37.7	189.4
Ireland	Soymeal	16.0	44.0
Jamaica	Soymeal	6.0	82.1
Japan	Soymeal	11.9	250.2
Latvia	Soymeal	30.0	46.0
Mexico	Soymeal	1.3	1024.8

<i>Country</i>	<i>Commodity</i>	<i>New Sales</i>	<i>Accum . Exports</i>
Panama	Soymeal	5.7	120.3
Philippines	Soymeal	1.3	400.8
Salvador	Soymeal	5.5	94.5
Turkey	Soymeal	2.5	301.4
Venezuela	Soymeal	18.9	517.2
Costa Rica	Soyoil	1.5	7.5
Guatemala	Soyoil	1.8	10.2
Korea, Rep.	Soyoil	13.5	0.0
Nicaragua	Soyoil	1.1	20.2
Trinidad	Soyoil	0.8	2.6

Export Sales Totals (tmt)

<i>Commodity</i>	<i>Outstanding Sales</i>	<i>Accum. Exports</i>	<i>New Sales</i>
		31,516.	
Soybeans	2,947.0	7	134.3
Soymeal	754.6	5,962.8	62.6
Soyoil	162.2	616.9	48.2

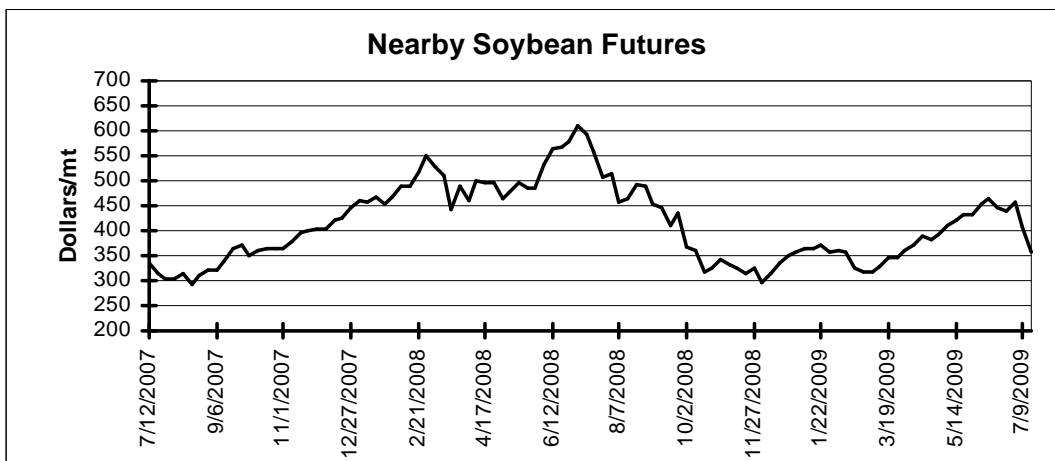
过去五周每周价格统计（美元/公吨）

USDA Export Sales (tmt) - Week of 09 July 2009

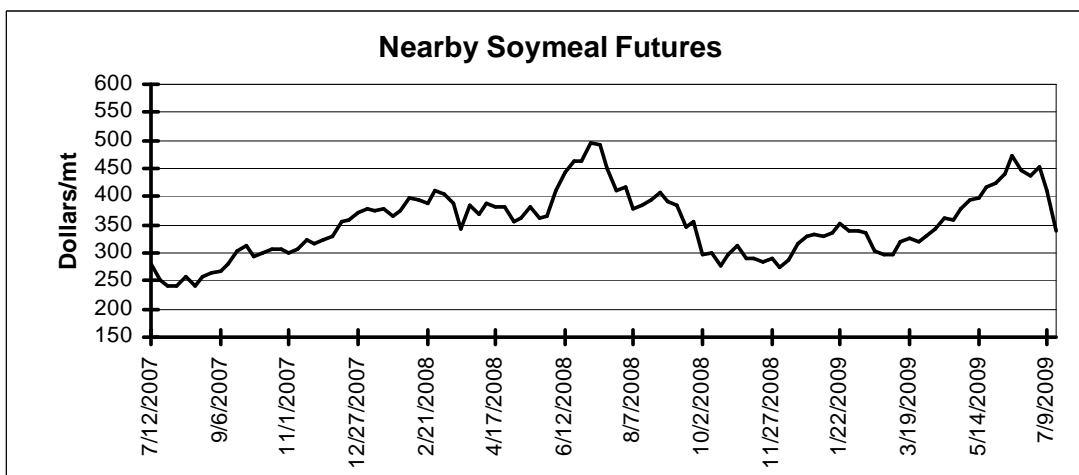
<i>Country</i>	<i>Commodity</i>	<i>New Sales</i>	<i>Accum. Exports</i>	<i>Country</i>	<i>Commodity</i>	<i>New Sales</i>	<i>Accum. Exports</i>
Canada	Soybeans	1.9	279.9 17935.	Panama	Soymeal	5.7	120.3
China	Soybeans	111.2	9	Philippines	Soymeal	1.3	400.8
Ireland	Soybeans	6	5	Salvador	Soymeal	5.5	94.5
Japan	Soybeans	41.4	2064.5	Turkey	Soymeal	2.5	301.4
Korea, Rep.	Soybeans	9	341.5	Venezuela	Soymeal	18.9	517.2
Malaysia	Soybeans	1	79.7	Costa Rica	Soyoil	1.5	7.5
Mexico	Soybeans	13.2	2756.8	Guatemala	Soyoil	1.8	10.2
Turkey	Soybeans	3.2	644.4	Korea, Rep.	Soyoil	13.5	0.0
Vietnam	Soybeans	2.2	80.4	Nicaragua	Soyoil	1.1	20.2
Canada	Soymeal	4.4	803.4	Trinidad	Soyoil	0.8	2.6
Costa Rica	Soymeal	3.7	24.3				
Guatemala	Soymeal	37.7	189.4	Export Sales Totals (tmt)			
Ireland	Soymeal	16.0	44.0				
Jamaica	Soymeal	6.0	82.1				
Japan	Soymeal	11.9	250.2				
Latvia	Soymeal	30.0	46.0				
Mexico	Soymeal	1.3	1024.8				

<i>Commodity</i>	<i>Outstanding Sales</i>	<i>Accum. Exports</i>	<i>New Sales</i>
		31,516.	
Soybeans	2,947.0	7	134.3
Soymeal	754.6	5,962.8	62.6
Soyoil	162.2	616.9	48.2

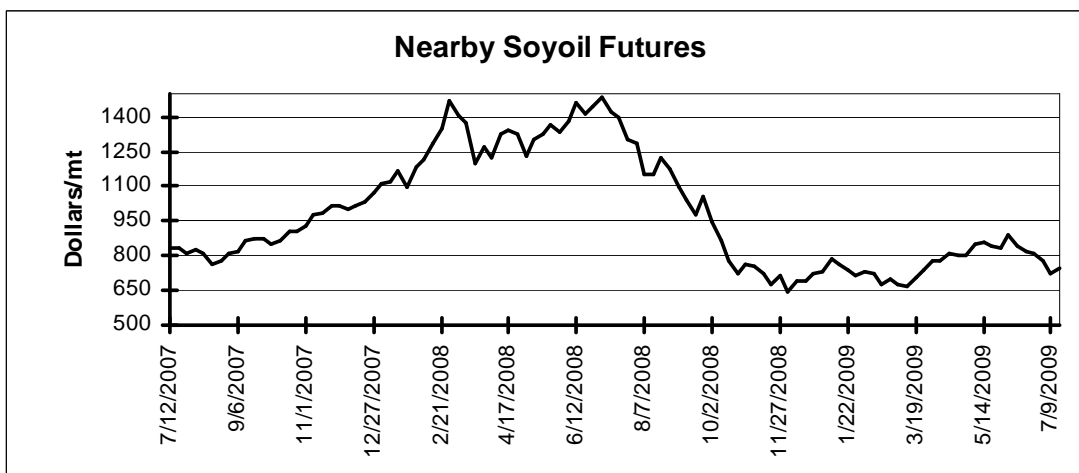
大豆近月份期货价格图



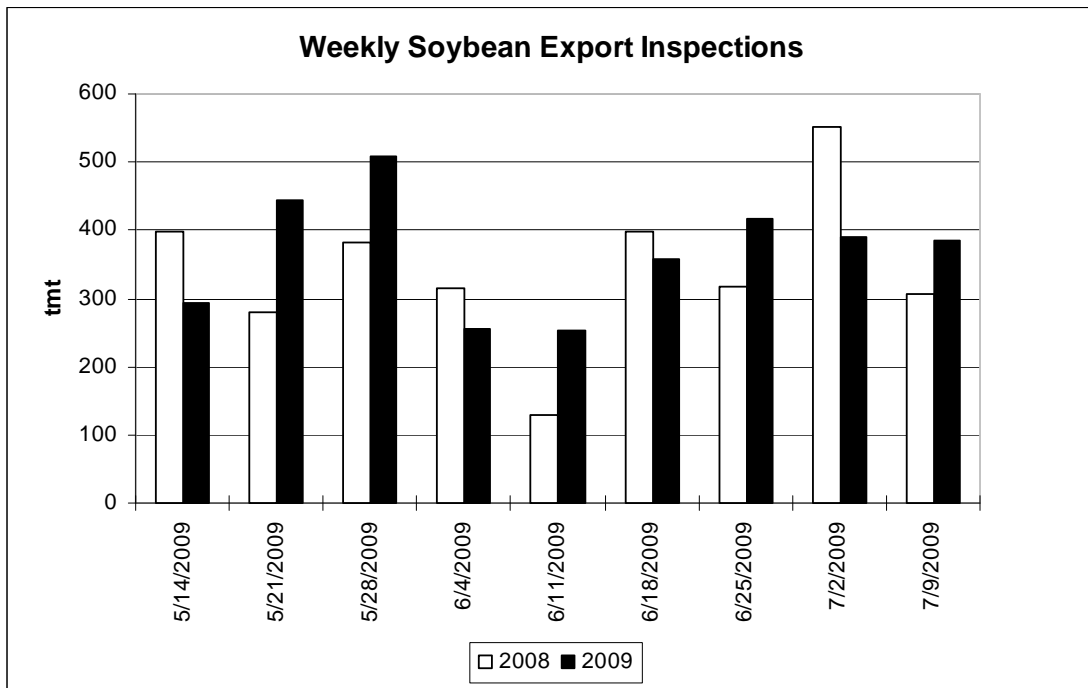
豆粕近月份期货价格图



豆油近月份期货价格图



每周大豆出口检验统计



谷物海洋运费表

